










**ENVIRONMENTAL
REPORT 2019**

STRIDE TREGLOWN



Executive Summary

At Stride Treglown we continue to embrace the principles of sustainability and ways in which we can limit potentially negative environmental impacts in the way we operate as a business but also in what we design.

Since 2005 we have had ISO 14001 accreditation and our first environmental report was published in 2015 which established our baseline performance. Since then we have published a report each year covering the previous 12 months based upon the IMS reporting year, therefore this report covers July 2018 – June 2019.

We have also replaced our One Planet Living sustainable framework with the UN's Sustainable Development Goals. We had used our previous framework for quite some time so felt like we were due an update and the new framework has helped us to think about our wider impacts and ways in which we can meet our goals. In addition, this year we qualified for the Energy Savings Opportunity Scheme (ESOS) and submitted our report to the Environment Agency.

Contents

04	Targets
05	Studios
06	Energy
08	Carbon
10	Renewables
11	Water
12	Travel
13	Commuting

Targets

Targets for 2020–2025



5%

per capita reduction
in overall business
travel emissions by
2025*

* 2019 baseline figure
477kgs/CO²e/capita




100%

of electricity used from
renewable sources
by July 2025*

*For 2019 this was over 61%

5%



reduction in water
consumption per
square metre by
2025*

*2019 baseline figure
0.73m³/m²/annum

Our studios

Since 1953 we have gradually grown to be one of the largest architectural practices in the UK with more than 60 years of experience to draw upon. Notably our office in Abu Dhabi has consolidated with our established local partner office, Noon Stride LLC, in a move to strength its regional position and its local presence.

Bath

Our Bath office was built around 1969 and we have been occupying this office since 2008, from when we acquired Tektus Architects. There is air conditioning over the office for particularly hot summer days and we occupy the first floor rear wing of the 'L' shaped building. The typical 1970's plain style building has undergone a refurbishment in 2018 with low energy PIR lights, new higher performance windows, cycle storage and new changing facilities.

Birmingham

Stride Treglown adopted Bournville Architects in 2016, the architecture division of the Bournville Village Trust, one of the oldest housing associations in the country. The office is approximately 5 miles from Birmingham in a suburban location with lots of local parks. A nature trail is also nearby along Rea Valley, which users may cycle along.

Bristol

Promenade House is our main office, and is located in the Clifton area of Bristol. The main building was built circa 1840 and is grade II* listed. The office is divided between a main villa house and a 3-storey 1990's drawing studio building to the rear. We have been resident in the property since 1989, and now occupy all 950sq.m of the office. In the front garden there are two bee hives, and allotments for green fingered members of staff. In 2012 the building's thermal envelope was significantly upgraded, with additional insulation and replacement high performance windows. From 2017-2018 we also undertook a major internal refurbishment. As part of this refurbishment all of the existing light fittings were replaced with energy efficient fittings, and the sanitaryware was replaced with modern low flow sanitaryware.

Bristol (IT)

We have a second office in Clifton; the basement level of Victorian property, which is occupied by other tenants on the floors above. We have been in these premises since 2011 and it is where our IT team operate from. It has a higher than usual proportion of electricity demand resulting from the additional IT equipment and servers.

Cardiff

Treglown Court was designed by Stride Treglown for ourselves and was the first office building in the UK to achieve BREEAM Outstanding 2008 at Design Stage, with a final rating of 85% on completion. The building has been the base for our Cardiff office since November 2010 and consists of 495sq.m across two floors. The timber frame office was designed with sustainability at its core and incorporates many green technologies including a 50kW biomass pellet boiler, a 100sq.m roof top mounted 15.36kW(p) photovoltaic solar panel array, grey-water recycling and a bio-diverse wild flower green roof.

London

3 Cosser Street was converted from an old industrial building by others in 2006. We have been here for since 2007 and occupy the whole ground floor at 255sq.m and have a comfort air system. There are 10 independently owned residences on the upper 3 floors

Manchester

Commercial Wharf was built during the industrial revolution, and is a former dockside wharf building and warehouse by the River Medlock. We moved here at the end of 2011, and occupy an airy open plan ground floor and first floor mezzanine office of over 420sq.m to the rear of the building. The office contains some distinctive original features, such as bare brick elevations and cast iron columns.

Plymouth

Our Plymouth office is a listed building within the Millfields site, the whole site was operational circa 1760, the office is located in what used to be the old Royal Naval Hospital. We have been here since 2002, occupy 380sq.m and only have a small charge air conditioning unit for the server cupboard. The historic nature of this building limits what energy improvements are possible although we have installed an array of photovoltaic panels.

Winchester

In 2015 we moved to a modern office building located in a prominent position on the 1st floor, which amounts to 290sq.m. Apart from air conditioning for the server room, the building is naturally ventilated, whilst a brise soleil on the south elevation helps to reduce solar gain. With an inverted roof and no suspended ceiling, the main office area has a studio feel to it, enhanced by a height of 4.0m and 3.0m high windows. The grounds are attractively landscaped and include a BBQ area.

Truro

This grade II listed building was built in 1807 and we have occupied this 140sq.m office for since 2003. The office takes advantage of night heating storage with air conditioning present only in the server room to prevent overheating. A cycle store has been developed in the garden with a new toilet arrangement completed last year to allow for shower space. This was done with help from a sustainable travel to work grant from Cornwall Council to encourage sustainable commuting.

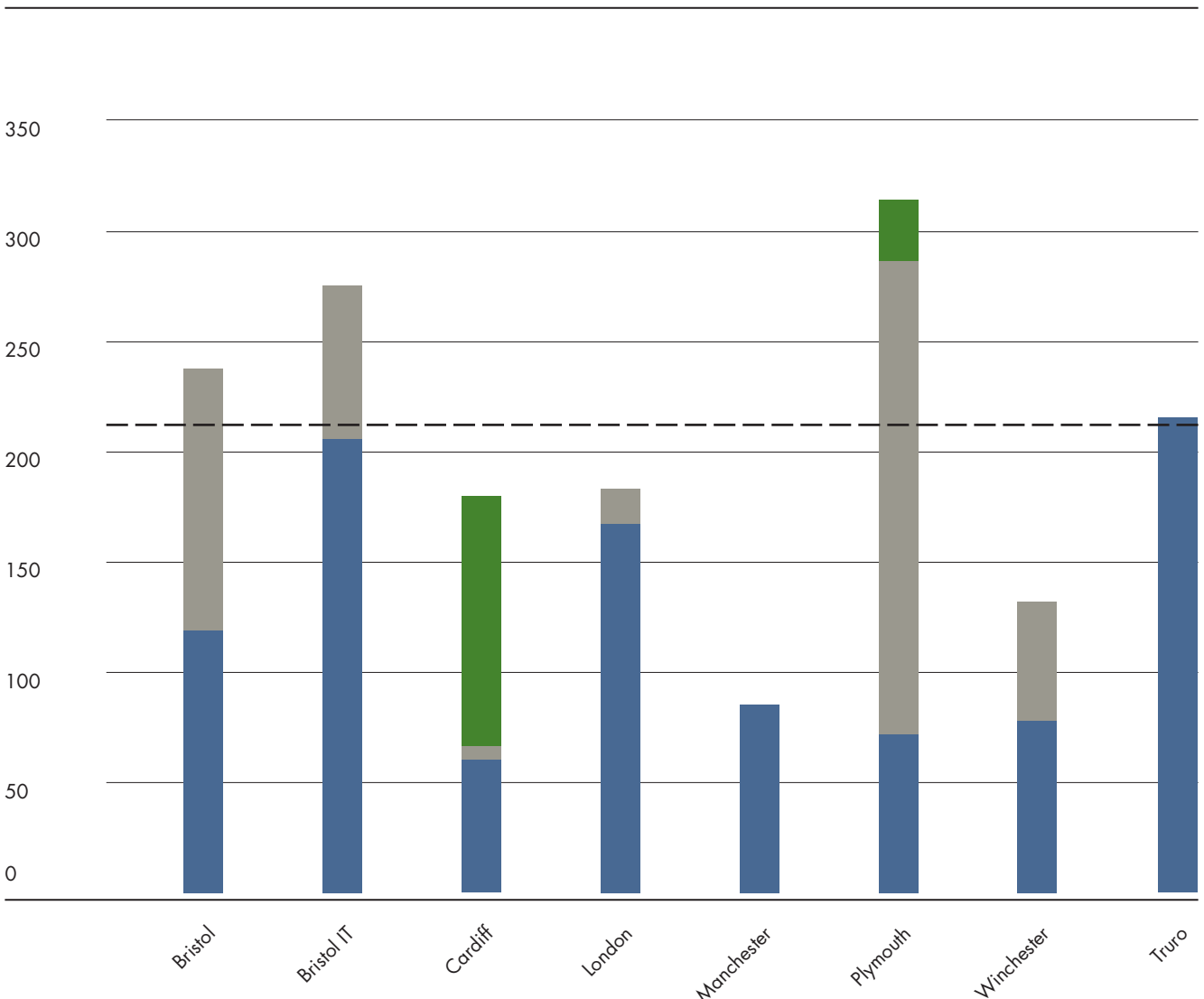
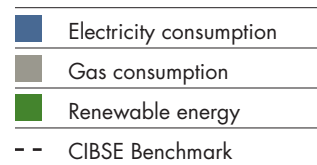


Energy

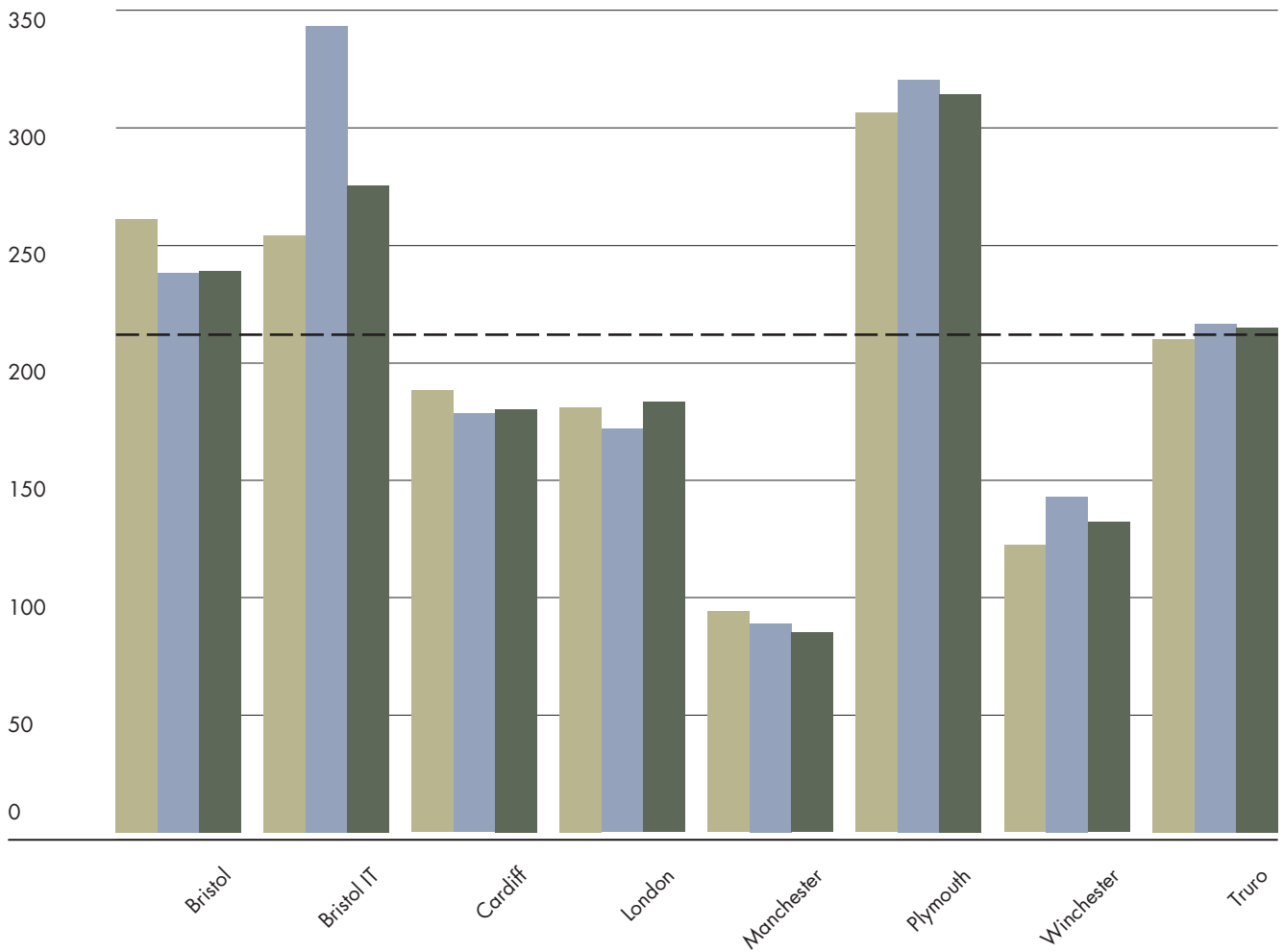
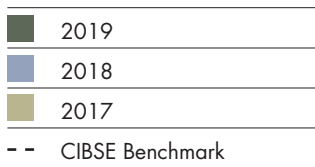
Although we do not have operational control for all of our offices, Bath and Birmingham are controlled via our landlord, we still set ourselves stringent targets to achieve. As shown in the below graph there is no gas data available for our Manchester office and there is no gas connection in Truro which relies solely on electric heating.

We aim to meet our 2025 target of having 100% renewable electricity through a combination of green utility tariffs and on-site photovoltaic panels and our biomass boiler. We recognise that reducing our overall consumptions will have further positive impacts and we have dramatically reduced our energy consumptions for our IT office due replacing the air conditioning system, in addition to this our consumptions for Manchester have decreased due to new LED light fittings.

Energy consumption
(kWh/m²)



Energy consumption
(kWh/m²)



Carbon

Scope 1 (direct emissions)

Activities owned or controlled by an organisation that directly release emissions straight into the atmosphere. Examples of scope 1 emissions include emissions from combustion in owned or controlled boilers and vehicles.


Scope 2 (indirect energy emissions)

Emissions being released into the atmosphere associated with the consumption of purchased electricity, heat, steam and cooling. These are indirect emissions that are a consequence of an organisation's activities but emissions that an organisation does not have direct control over.

Scope 3 (other indirect)

Emissions that are a consequence of your actions, which occur at sources which an organisation does not own or control. This is an optional reporting category and some examples include extraction and production of electricity and gas and transportation of purchased fuel.

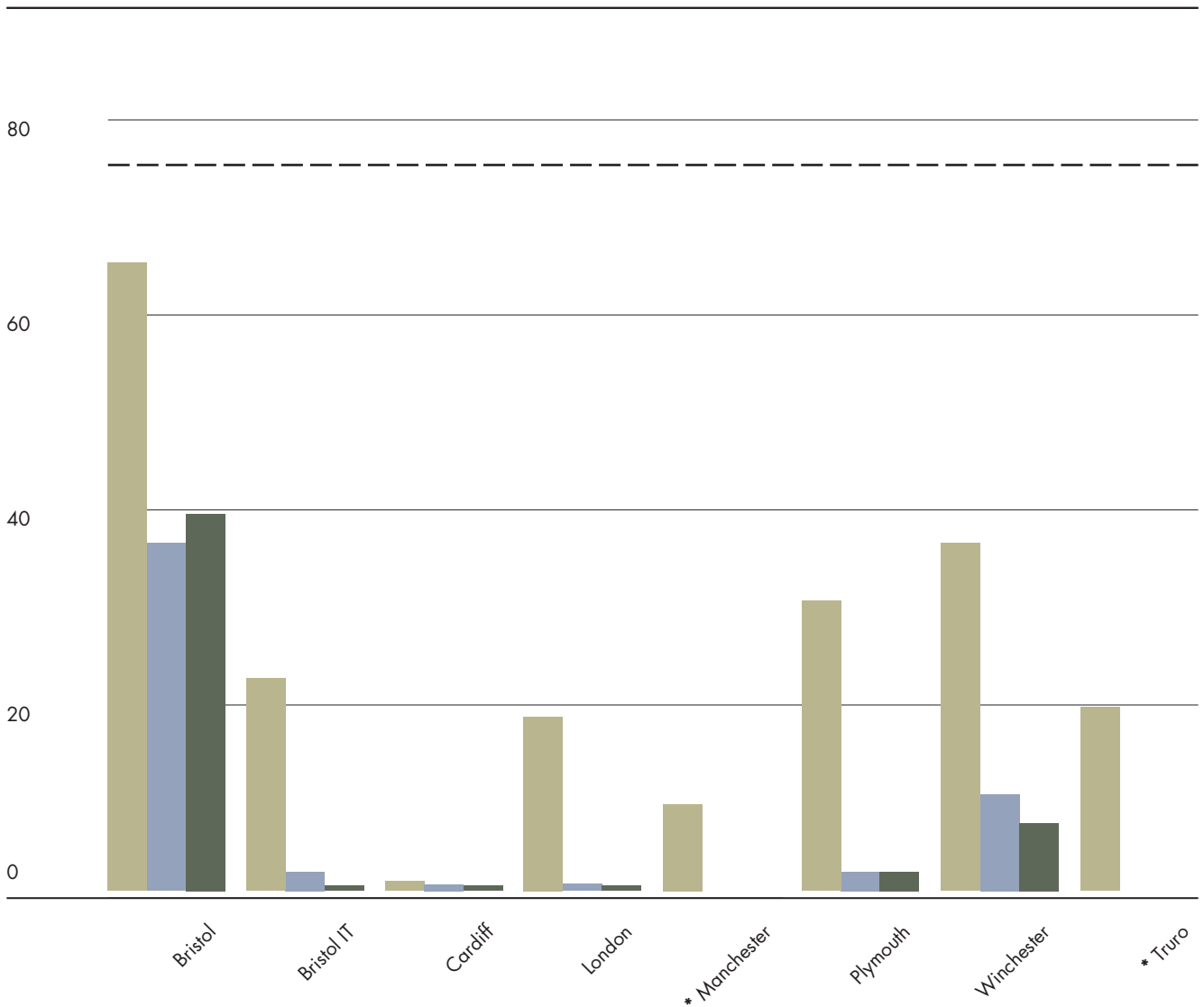
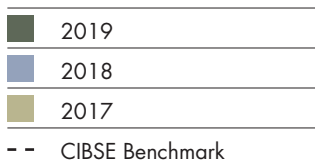
Carbon footprint
CO₂e for Scope 1 and
Scope 2 emissions



As we have switched almost all of our electricity contracts over to green tariffs with 100% renewable electricity and green gas we have undoubtedly significantly reduced our carbon footprint from gas (scope 1) and electricity (scope 2). As a result we have reduced our carbon footprint by 78% compared to our 2015 baseline year which we are delighted with.

* It is however important to note that we are unable to report on all of our carbon from utility consumptions. As summarised in the previous chapter we do not have operational control or sub-metered data for all of our contracts, but actively report on the ones that we do.

Carbon emissions
(kgs/CO₂e/kWh/m²)

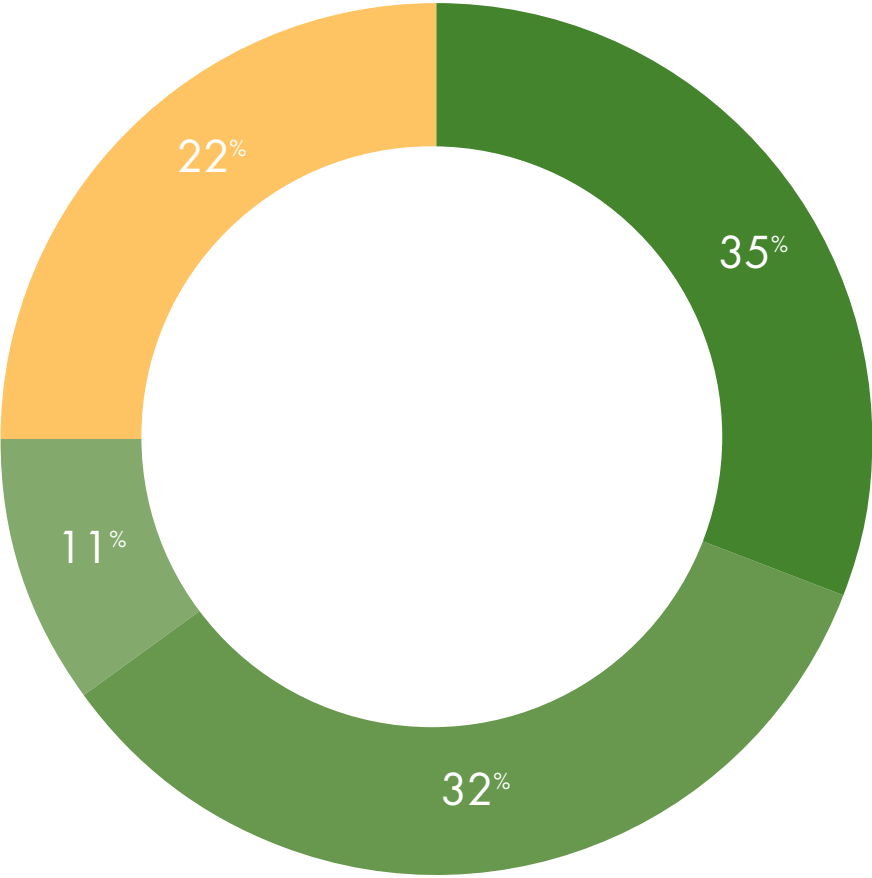


Renewables

Our green utility contracts have grown and we currently have 78% of our energy from on-site renewables and green tariffs. We aim to move all of our electricity contracts to ones with 100% renewable electricity and we have moved all applicable gas contracts over to green suppliers.

Energy sources

Grid gas (0%)
Grid electricity (22%)
Green gas (35%)
Green electricity (32%)
On-site Renewables (11%)




Water

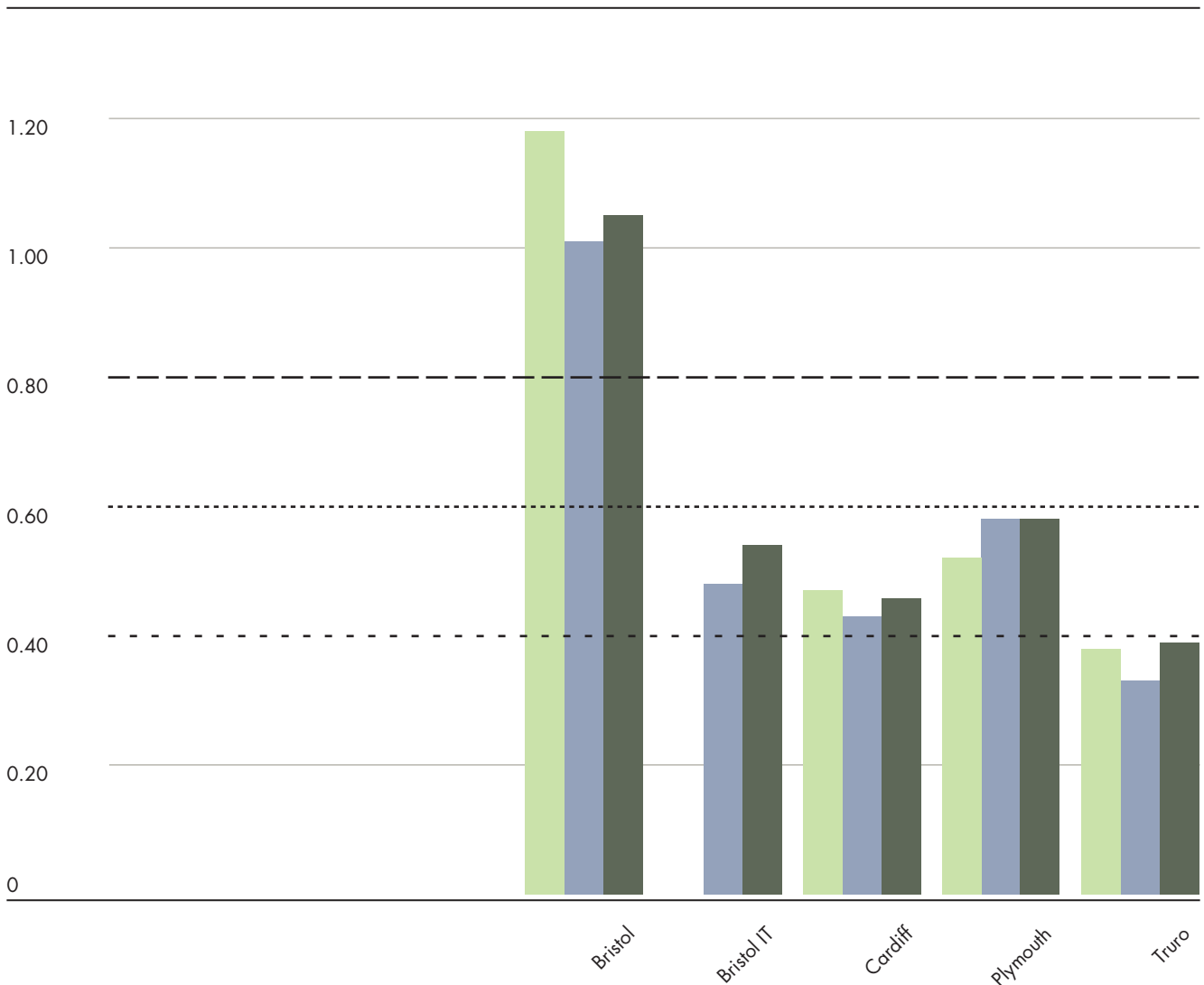
The below graph shows our water consumption for water at our offices where our consumption is sub-metered. Thankfully we did experience any leaks for this reporting period, however our Cardiff office had a large leak in 2017 which skews the graph so we have not included it within the below.

Our water consumption has increased from the previous year as we are increasing the cycle storage and cyclist shower provisions in our offices to encourage a more sustainable and active commute.

Water consumption (m³/ m²/ annum)



- - Best practice (CIRIA Benchmark)
- Typical use (CIRIA Benchmark)
- Excessive use (CIRIA Benchmark)

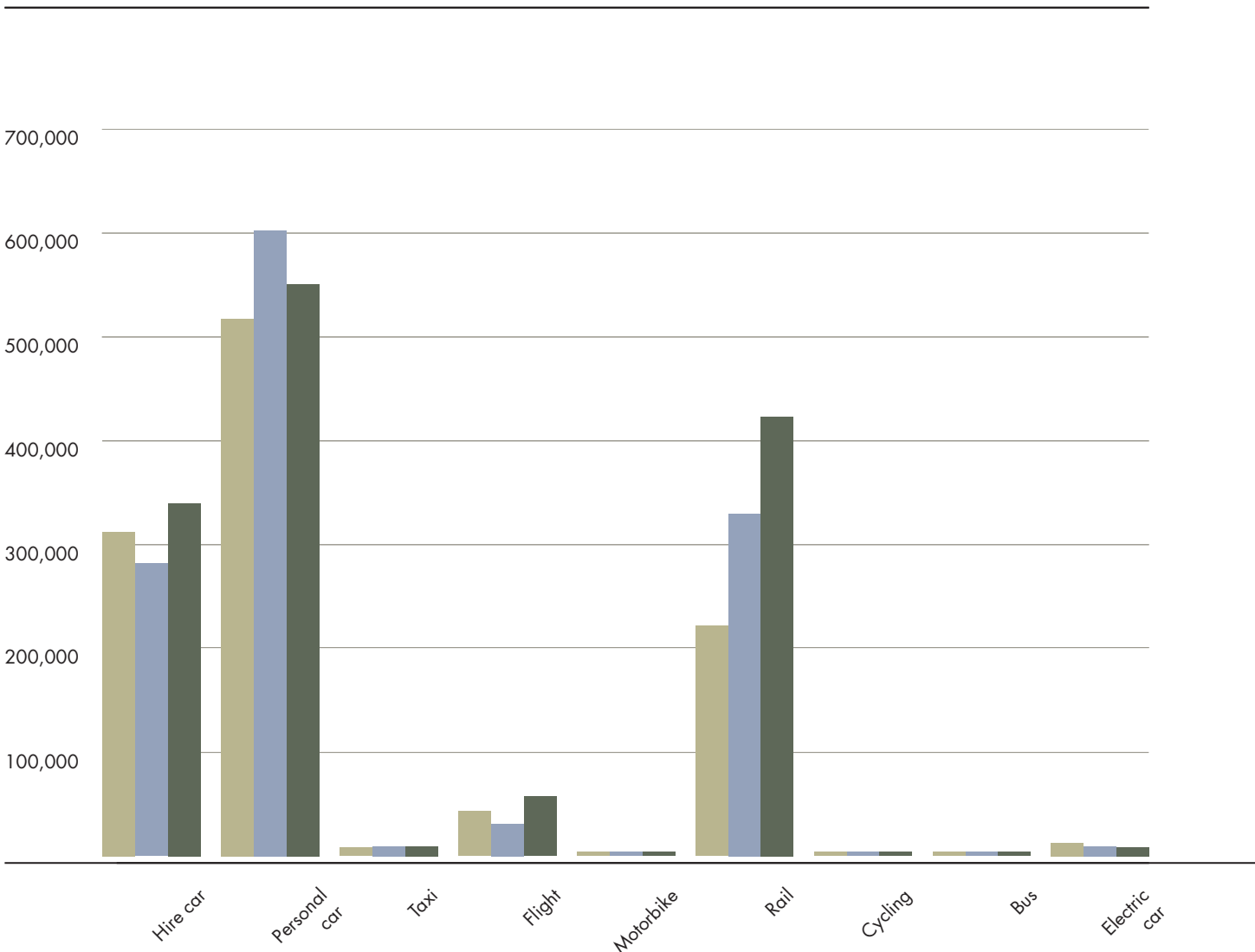



Travel

We have travelled over 1,390,000 kilometres this year, equivalent to a staggering 34 times around the circumference of the Earth. It is challenging to reduce our travel as the majority of this is dependent upon where our projects are situated and the infrastructure associated with those locations.

Wherever possible we use our electric cars, both of which are still situated in our Bristol and Cardiff offices, or transport by more sustainable means such as via train or by walking and cycling for shorter distances. In addition to this we are continually improving our IT systems and equipment to attend meetings remotely.

Business related travel
(km)

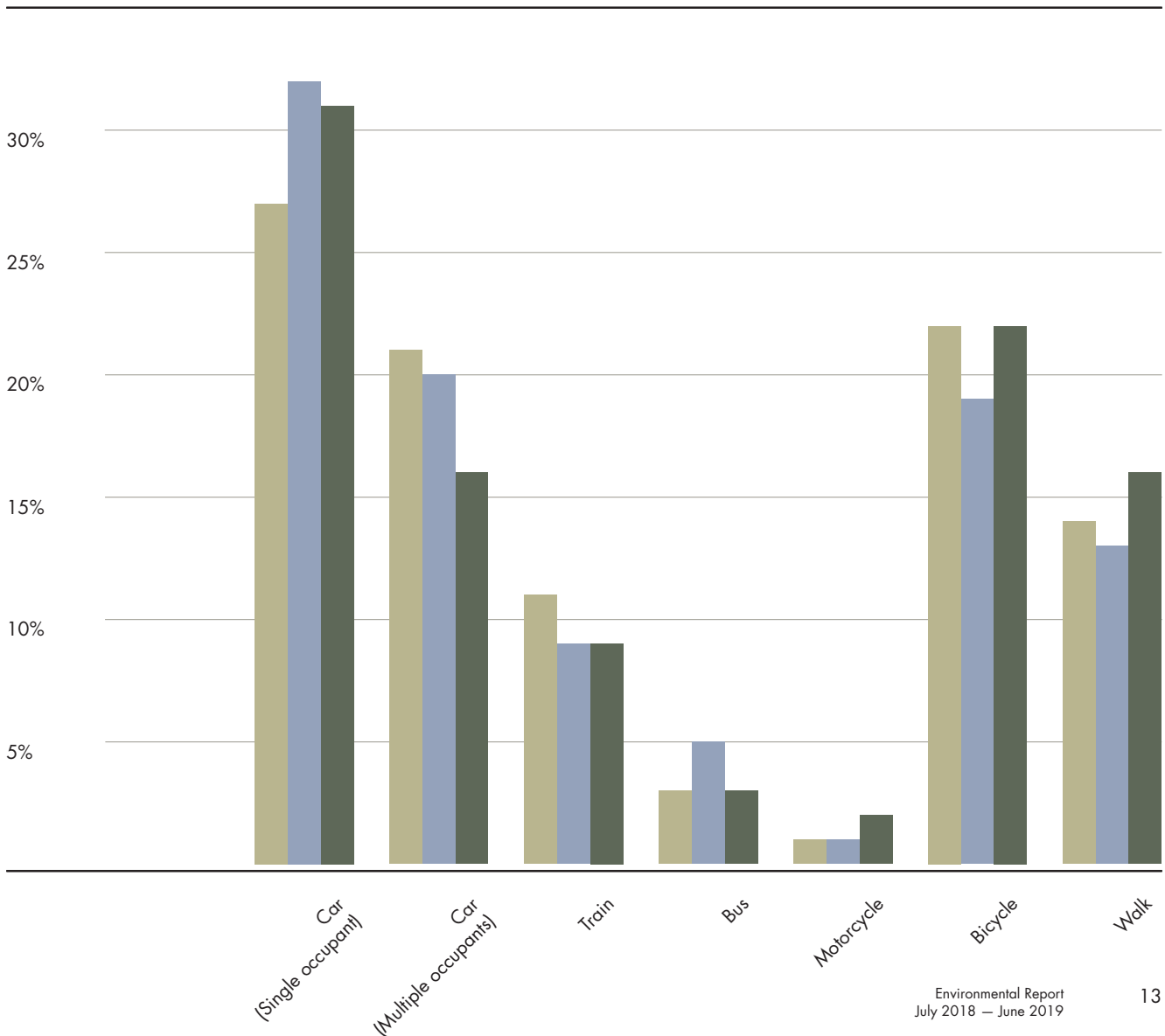







Commuting

The way in which staff commute to work acts as an indirect carbon source which businesses have little control over. We conduct surveys across all offices to gather information on how staff commute and possible ways of improving facilities to encourage sustainable travel.

This year's survey was conducted in the summer and thankfully we still have active members of staff who avoid driving in a single occupancy car as this commuting method equates to only 31%. More recently we have added a covered cycle shelter installed at our head office which provides an additional 10 spaces with 20 spaces in total. The refurbishment also provided additional showers and ample changing space and lockers for all staff who would like one.

Commuting survey results





Contact

Caroline Railston-Brown: +44 (0)117 9743 271 carolinerailston-brown@stridetreglown.com